

RODENSTOCK Instruments



CX Series

Auto Ref-Keratometer
Auto Ref-Topographer

Making analysis fashionable

R RODENSTOCK

The CX Series: Choose the perfect match for your business

What's your benefit?



Consistent quality
Long-term experience
you can rely on



Intuitive operation
User-friendly application



Time savings
Shortened
refraction process



Added value
Topography and Tear Stability
Analysis as an exclusive
function of the CXT 3000



Patient-friendly
Comfortable and fast
examination



Connectivity
Ready for connection to our
Phoromat 2000 (only with the
CX 800 and CX 2000)



” The wide range of
choices was impressive.
And I found the perfect
device.

“

A smart selection
to suit your needs.

The CX 800 Auto Ref-Keratometer

Economic

☆ Auto measurement

By aligning the optical head towards the patient's eye, the measurement is automatically taken by the CX 800.

☆ Refraction

Accurate starting values for subjective refraction are essential. The high-speed mode allows accurate results to be obtained – even in uncooperative patients.

☆ Keratometry

The CX 800 provides you with the central (\varnothing 3 mm) keratometer readings within one second. Measurements can be taken from the front surface of the cornea or the back surface of RGP contact lenses.



Pupil & cornea diameter

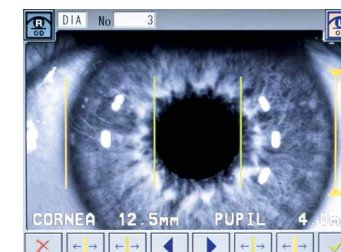
Measurements can be taken easily by moving the two cursors on the display to the boundary of the cornea or pupil. This is useful for deciding the diameter of a contact lens and for other contact lens fitting practices.

IOL/CAT mode

This mode is used to measure cataracts and pseudophakic eyes.

Colour touch screen

The 5.7" colour touch screen is used as the operating monitor, while simultaneously displaying all measured values.



The CX 2000 Auto Ref-Keratometer

Advanced

☆ Auto alignment & auto measurement

Anyone can easily take measurements with auto alignment and auto measurement. The measurement variation is significantly reduced and does not depend on the operator's skill level.

☆ Enhanced keratometry

The CX 2000 provides keratometer values for the central (\varnothing 3 mm) and peripheral (\varnothing 6 mm) cornea simultaneously within one second. Measurements can be taken from the front surface of the cornea or the back surface of RGP contact lenses. KAI (Kerato-Asymmetry Index) and KRI (Kerato-Regularity Index) display irregularities of the cornea.

☆ Touch screen operation

The 5.7" colour touch screen is used as the operating monitor, while simultaneously displaying all measured values. The measurement head can be moved in all directions simply by touching the screen.

☆ Power motion joystick

Five power motion modes ensure precise and silent movement of the head in all directions. You have the choice between incremental or smooth movement towards the patient's eye.



Refraction

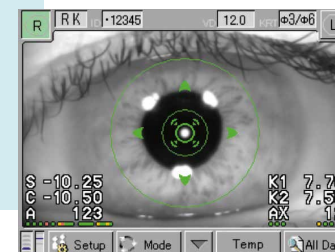
Accurate starting values for subjective refraction are essential. The high-speed mode allows accurate results to be obtained – even in uncooperative patients.

Pupil & cornea diameter

Measurements can be done easily by moving the two cursors on the display to the boundary of the cornea or pupil. This is useful for deciding the diameter of a contact lens and for other contact lens fitting practices.

IOL/CAT mode

This mode is used to measure cataracts and pseudophakic eyes.



The CXT 3000 Auto Ref-Topographer

Professional

☆ Corneal topography

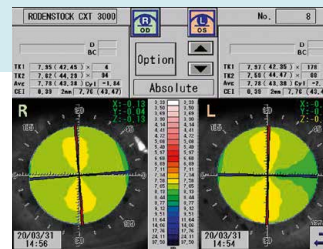
Various topography maps support you in carrying out vision screenings, contact lens fittings and in patient education.

☆ Tear Stability Analysis System (TSAS)

The TSAS analyses the tear stability using the light-cone system. The mire ring is projected onto the cornea of the patient's eye for either 6 or 10 seconds, and the image of the mire ring is captured at specific intervals. The system shows in the colour code map the position and time where the tear layer changes.

☆ Touch screen operation

The 6.4" colour touch screen is very convenient – it is used as the operating monitor, while simultaneously displaying all measured values. The unit can be moved in all directions by simply touching the screen.



Refraction

Accurate starting values for subjective refraction are essential. The high-speed mode allows accurate results to be obtained – even in uncooperative patients.

Keratometry

The CXT 3000 provides keratometer values for the central cornea (\varnothing 3 mm) within one second. Measurements can be taken from the front surface of the cornea or the back surface of RGP contact lenses. KAI (Kerato-Asymmetry Index) and KRI (Kerato-Regularity Index) display irregularities of the cornea.

Pupil & cornea diameter

Measurements can be taken easily by moving the two cursors on the display to the boundary of the cornea or pupil. This is useful for deciding the diameter of a contact lens and for other contact lens fitting practices.

IOL/CAT mode

This mode is used to measure cataracts and pseudophakic eyes.

Auto alignment & auto measurement

Anyone can easily take measurements with auto alignment and auto measurement. The measurement variation is significantly reduced and does not depend on the operator's skill level.

Power motion joystick

Five power motion modes ensure precise and silent movement of the head in all directions. You have the choice between incremental or smooth movement towards the patient's eye.

Specifications

REFRACTIVE POWER MEASUREMENT

	CX 800	CX 2000	CXT 3000
Measurement range (spherical)	-25.00 D to +22.00 D (at VD = 12.0 mm)	-25.00 D to +22.00 D (at VD = 12.0 mm)	-25.00 D to +22.00 D (at VD = 12.0 mm)
Display unit (spherical)	0.01 D / 0.12 D / 0.25 D	0.01 D / 0.12 D / 0.25 D	0.01 D / 0.12 D / 0.25 D
Measurement range (cylindrical)	0 D to ± 10.00 D (at VD = 12.0 mm)	0 D to ± 10.00 D (at VD = 12.0 mm)	0 D to ± 10.00 D (at VD = 12.0 mm)
Display unit (cylindrical)	0.01 D / 0.12 D / 0.25 D	0.01 D / 0.12 D / 0.25 D	0.01 D / 0.12 D / 0.25 D
Measurement range (astigmatism axis)	0° to 180°	0° to 180°	0° to 180°
Display unit (astigmatism axis)	1°	1°	1°

CORNEAL CURVATURE MEASUREMENT (K1, K2, AVG)

	CX 800	CX 2000	CXT 3000
Measurement range	5.00 mm to 11.00 mm 30.68 D to 67.50 D (n = 1.3375)	5.00 mm to 11.00 mm 30.68 D to 67.50 D (n = 1.3375)	5.00 mm to 11.00 mm 30.68 D to 67.50 D (n = 1.3375)
Display unit	0.01 mm	0.01 mm	0.01 mm

CORNEAL ASTIGMATISM & AXIS (C, A)

	CX 800	CX 2000	CXT 3000
Measurement range (C)	0 D to 10 D (n = 1.3375)	0 D to 10 D (n = 1.3375)	0 D to 10 D (n = 1.3375)
Measurement range (A)	0° to 180°	0° to 180°	0° to 180°
Measurement area cornea (at 8.0 mm corneal curvature)	\varnothing 3.0 mm	\varnothing 3.0 mm / \varnothing 6.0 mm	\varnothing 3.0 mm
PD range	50 mm to 86 mm	50 mm to 86 mm	50 mm to 86 mm
Minimum pupil diameter	\varnothing 2.0 mm	\varnothing 2.2 mm	\varnothing 2.2 mm
Vertex distance	0.0 mm to 16.0 mm	0.0 mm to 16.0 mm	0.0 mm to 16.0 mm

CORNEAL SHAPE MEASUREMENT (AT 8.0 MM CORNEAL CURVATURE)

	CX 800	CX 2000	CXT 3000
Normal measurement mode	-	-	\varnothing 1.0 mm to 8.0 mm
Special measurement mode	-	-	\varnothing 0.9 mm to 7.0 mm
Display range	-	-	9 D to 100 D

MAIN UNIT

	CX 800	CX 2000	CXT 3000
Built-in printer	Thermal printer	Thermal printer	Thermal printer
Output	RS-232C	RS-232C	External printer LAN / USB
Display	5.7" colour LCD	5.7" colour LCD	6.4" colour LCD
Chin rest	Electr. controlled	Electr. controlled	Electr. controlled

DIMENSIONS & ELECTRICAL REQUIREMENTS

	CX 800	CX 2000	CXT 3000
Dimensions (WDH)	297 × 500 × 448 mm	300 × 493 × 466 mm	307 × 490 × 466 mm
Weight	Approx. 17 kg	Approx. 19 kg	Approx. 20 kg
Voltage	100 VAC to 240 VAC	100 VAC to 240 VAC	100 VAC to 240 VAC
Frequency	50/60 Hz	50/60 Hz	50/60 Hz
Power consumption	80 VA to 100 VA	130 VA to 150 VA	120 VA to 150 VA



"Concern-Energomash CJSC
26/8 Azatutyan ave., Yerevan, Armenia
Tel.: +374 (11) 878717
Mob.: +374 (44) 494540
info@c-e.am | www.c-e.am